

Code: **DF..**

Center Dowel Stepped Punch with Ejector

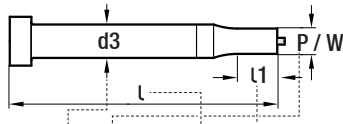
Order Codes: **DFY - DFO - DFK - DFD - DFA - DFM - DFX - DFP**

Please refer to the table on the right side →

Order d3	Head d2	d1 / Shape		Standard L1	Alternative L1		L mm
		(DFY) Round P	Other Shapes W G/P		Min.	Max.	
DF..10	13	4.5 ~ 9.99	4.5 - 10	19	13	25	63
DF..13	16	6.0 ~ 12.99	6.0 - 13	19	13	25	
DF..16	19	8.0 ~ 15.99	7.2 - 16	19	13	25	71
DF..20	23	10 ~ 19.99	8.0 - 20	19	13	25	80
DF..25	28	12 ~ 24.99	9.0 - 25	19	13	25	90
DF..32	35	16 ~ 31.99	10.0 - 32	25	19	30	100

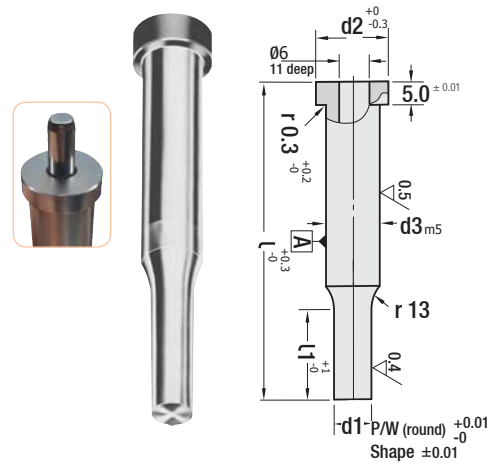
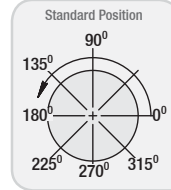
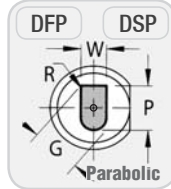
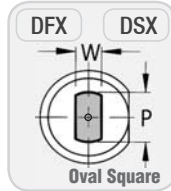
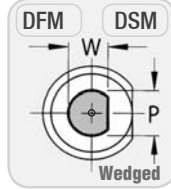
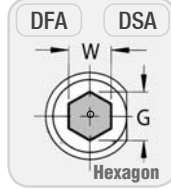
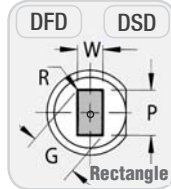
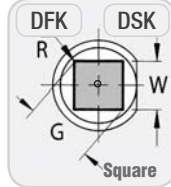
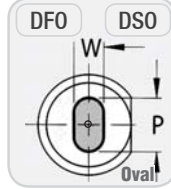
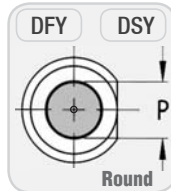
How to order:

Shape
d3
P/W
L1
L
Material



DFY x 10 x P7.0 x 13 x 80 - M2
DFO x 10 x P8.2 x W5.2 x 25 x 100 - M2

Shapes



Code: **DS..**

Center Dowel Stepped Punch

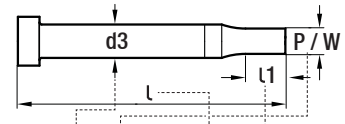
Order Codes: **DSY - DSO - DSK - DSD - DSA - DSM - DSX - DSP**

← Please refer to the table on the left side

Order d3	Head d2	d1 / Shape		Standard L1	Alternative L1		L mm
		(DSY) Round P	Other Shapes W G/P		Min.	Max.	
DS..10	13	4.5 ~ 9.99	4.5 - 10	19	13	25	63
DS..13	16	6.0 ~ 12.99	6.0 - 13	19	13	25	
DS..16	19	8.0 ~ 15.99	7.2 - 16	19	13	25	71
DS..20	23	10 ~ 19.99	8.0 - 20	19	13	25	80
DS..25	28	12 ~ 24.99	9.0 - 25	19	13	25	90
DS..32	35	16 ~ 31.99	10.0 - 32	25	19	30	100

How to order:

Shape
d3
P/W
L1
L
Material



DSY x 10 x P7.0 x 13 x 80 - M2
DSO x 10 x P8.2 x W5.2 x 25 x 100 - M2

The standard location of key flats is at 0°. Alternate locations of 90°, 180° or 270° can be specified.