



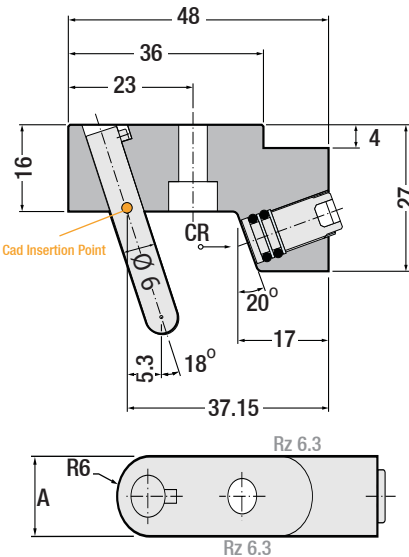
Mini Guide

Code: **MG**

It is consisted of angular pin and locking thrust wedge. While mould is closed, it can be easily adjusted with allen key. All machining is made 90° to the parting line. Parts can be replaced from the parting line.

Material: 1.2312
≈ 1.080 N/mm².
Patented System

Attention! Standard stroke of 4mm.



Order	A mm	CR (N)
MG.121648	12	50.000
MG.201648	20	90.000

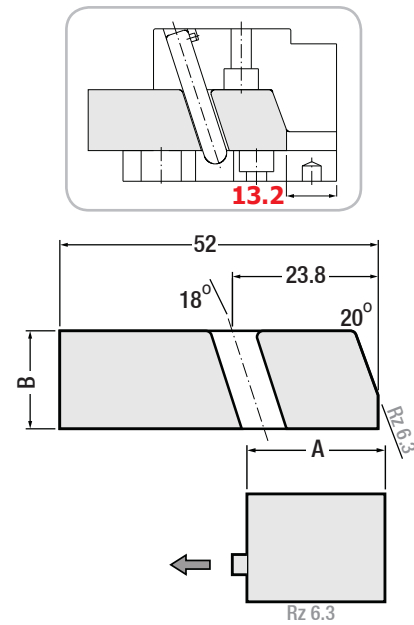
Mini Slide

Code: **MC**

It is ready for machining, it comes with adjustment tolerances. It is only necessary to machine the cavity area.

Material: 1.2344
Hardness: 44 ± 2 HRC
Patented System

Attention! Machining reference is 13.2



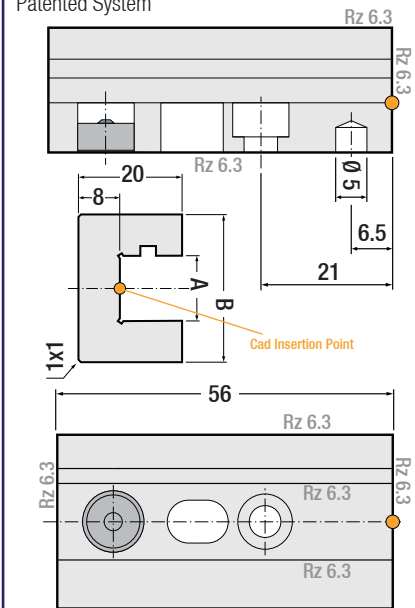
Order	A mm	B mm
MC.121252	12.5	12
MC.121652	12.5	16
MC.201252	20.5	12
MC.201652	20.5	16

Mini Base

Code: **MB**

An unique unit hardened and ground with the adjustment tolerances. Has various assembly possibilities and it is also easy to change, with magnetic retainer. Minimum space required for installation.

Material: 1.2510
Hardness: 54 ± 2 HRC
Patented System



Order	A mm	B mm
MB.122056	12.5	28
MB.202056	20.5	36

Installation & Operation Examples

- 1- Determine the position of MB (mini base) and mount it.
- 2- Place the magnetic retainer into hole.
- 3- Insert MC (mini slide).
- 4- While mould is closed, please adjust MC (mini slide) up to 0.6mm maximum.

