

Quick Connect Pneumatic Fittings - Plastic Models


Plastic structure, quick connect and for pneumatic / air distribution mounting systems. Max. Temperature: 40°C.

Quick Connect Pneumatic Fittings also can be used in cooling system of Injection Moulds, it is recommended to keep the environment temperature and water temperature circulating - max. 40°C. Thermometers may be used for temperature measurement (**code: IR550** or **code: DT610C**).

Attention: Possible temperature increases (over 40°C. max.) may cause water leakages in time !


"PH" Air Hose is recommended for installation of cooling system.

Fitting - Internal Thread
Order: DPCF. d x d1 **DPCF**



d	d1
1/8"	4 mm
1/8"	6 mm
1/8"	8 mm
1/4"	4 mm
1/4"	6 mm
1/4"	8 mm
1/4"	10 mm

Fitting - External Thread
Order: DPCG. d x d1 **DPCG**



d x d1	(metric) d x d1
1/8"x4	12-1.5x 6
1/8"x6	10-1.5x 8
1/8"x8	12-1.5x 8
1/4"x6	10-1.5x10
1/4"x8	12-1.5x10
1/4"x10	16-1.5x10
3/8"x10	10-1.5x12
3/8"x12	16-1.5x12

Elbow Fitting with Valve
Order: ISCG. d x d1 **ISCG**




d	d1
1/8"	4 mm
1/8"	6 mm
1/8"	8 mm
1/4"	4 mm
1/4"	6 mm
1/4"	8 mm
1/4"	10 mm
3/8"	10 mm
3/8"	12 mm

Hose Fitting with Valve
Order: DFSC. d1 **DFSC**



d1
4 mm
6 mm
8 mm
10 mm
12 mm

Elbow Fitting - 90°
Order: DPLG. d x d1 **DPLG**



d	d1
1/8"	4 mm
1/8"	6 mm
1/8"	8 mm
1/4"	4 mm
1/4"	6 mm
1/4"	8 mm
1/4"	10 mm
3/8"	10 mm
3/8"	12 mm

Manifold Fitting
Order: DPKD. d x d1 **DPKD**




d	d1
1/8"	4 mm
1/8"	6 mm
1/8"	8 mm
1/4"	4 mm
1/4"	6 mm
1/4"	8 mm
1/4"	10 mm
3/8"	10 mm
3/8"	12 mm

"T" Fitting
Order: DPT. d x d1 **DPT**



d	d1
1/8"	4 mm
1/8"	6 mm
1/8"	8 mm
1/4"	4 mm
1/4"	6 mm
1/4"	8 mm
1/4"	10 mm
3/8"	10 mm
3/8"	12 mm

"Y" Fitting
Order: DPWT. d x d1 **DPWT**



d	d1
1/8"	6 mm
1/8"	8 mm
1/4"	6 mm
1/4"	8 mm
1/4"	10 mm

Straight Fitting
Order: DPUC. d1 **DPUC**



d1
4 mm
6 mm
8 mm
10 mm
12 mm
14 mm
16 mm

Hose Reduction Fitting
Order: DPG. d1 x d2 **DPG**



d1 - d2
6 - 4 mm
8 - 4 mm
8 - 6 mm
10 - 6 mm
10 - 8 mm
12 - 8 mm
12 - 10mm

Hose Stop Nipple with Valve
Order: ISPLG. d x d1 **ISPLG**



d x d1
1/8" x 4
1/8" x 6
1/4" x 6
1/4" x 8

Hose Stop Nipple
Order: ISPU. d1 **ISPU**



d1 - Stop
4 mm
6 mm
8 mm
10 mm

Fitting with Valve
Order: HVFSG. d x d1 **HVFSG**



d	d1
1/8"	6 mm
1/8"	8 mm
1/4"	6 mm
1/4"	8 mm
3/8"	8 mm

"T" Hose Fitting
Order: DPUT. d1 **DPUT**



d1
4 mm
6 mm
8 mm
10 mm
12 mm
14 mm
16 mm

"Y" Hose Fitting
Order: DPY. d1 **DPY**



d1
4 mm
6 mm
8 mm
10 mm
12 mm

"Y" Hose Reduction Fitting
Order: DPW. d1 x d2 **DPW**



d1 - d2
6 - 4 mm
8 - 6 mm
10 - 8 mm
12-10 mm

Elbow Hose Fitting
Order: DPUL. d1 **DPUL**



d1
4 mm
6 mm
8 mm
10 mm
12 mm
14 mm
16 mm

Pipe Cross Hose Fitting
Order: DPZA. d1 **DPZA**



d1
4 mm
6 mm
8 mm
10 mm
12 mm

Manifold Fitting (4-Distributor)
Order: PXG. d1 x d2 **PXG**



d1 - d2
6 - 4 mm
8 - 8 mm
8 - 4 mm
8 - 6 mm

Plastic Muffler
Order: PSL. d1 **PSL**




d1
1/8"
1/4"
3/8"
1/2"

Valve for Hose (Spherical)
Order: HVFF. d1 **HVFF**



d1
4 mm
6 mm
8 mm
10 mm
12 mm

Sintered Muffler
Order: BSL. d1 **BSL**



d1
1/8"
1/4"
3/8"
1/2"
3/4"
1"

Rotary Joint Fitting
Order Code: **UCBAS**
Thread: 1/4"
Shaft: 8 x 5mm

