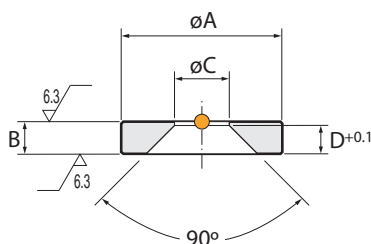
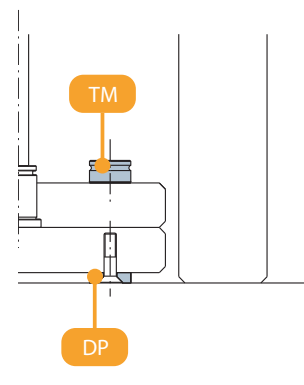


## Ejector Foot

Code: DP



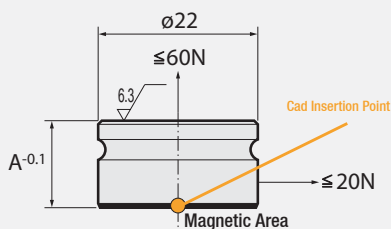
Order	A	B	C	D
DP.200506	20	5	6.5	3.5
DP.250508	25	5	8.5	4.4
DP.280610	28	6	12	5.5



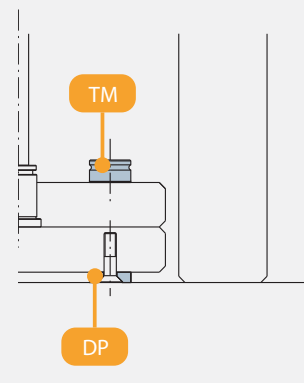
This unit is fixed through both ejector plates in conjunction with the spacer discs to provide support to the plates. These are fixed to the ejector plates so eliminating machining in the back plates. Easy installation by using just one screw.

## Magnetic Safety Stopper

Code: TM



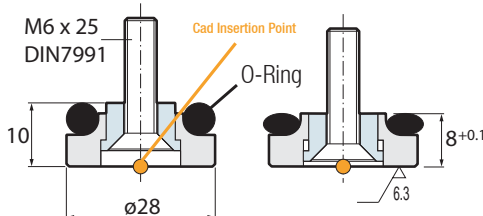
Order	A
TM.102214	10
TM.122214	12.5
TM.152214	15
TM.202214	20



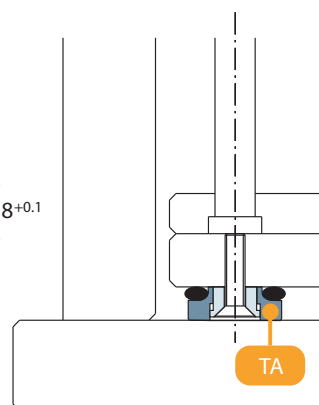
This is a safety stop to prevent the actuation of the ejector bases. It can be easily removed to release the grip on the pins when required.

## Shock Absorber Disc

Code: TA



Order: TA.280806

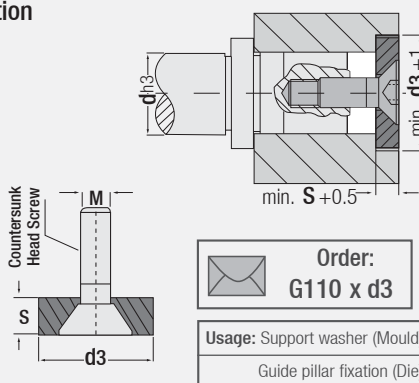


Used to minimize the vibrations caused by the ejector plates returning to position. The main advantage is the increase in the life of parts within the ejector frame through the reduction of damage and wear.

## Mounting Flange

Support washer & Guide pillar fixation

Code: G110



Order: G110 x d3

Usage: Support washer (Mould)  
Guide pillar fixation (Die)

\* It can also be used to support for ejector plates in injection moulds / etc.

\* Reliable product used for guide pillar with centre collar mountings min. d3 + 1

$\phi$ d3	Pillar Diameter d	Flange S	Screw M
22	$\phi$ 15 / 16	5.5 mm	M8 x 20
25	$\phi$ 19 / 20		
32	$\phi$ 24 / 25		
40	$\phi$ 32 / 30	7.5	
50	$\phi$ 38 / 40	9.5 mm	
60	$\phi$ 48 / 50		
73	$\phi$ 60 / 63		
93	$\phi$ 80	12	M12 x 20