



Quick-release Couplings & Fittings (Precise & Tight Coupler)

Fields of Usage: It is used in cooling systems of plastic, zinc - aluminium diecasting moulds and steam lines - hot oil circuits, water, washing & cooling systems of machines.

Series: **601**

Material Info:

Body = Brass / Cover Valve = 420 Stainless

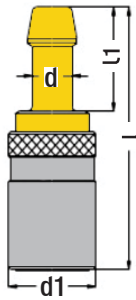
O-Ring = Viton / Coupling Fitting = Brass

Spring - Ring & Ball = Stainless

Operating Pressure = 16 bar / Flow Capacity = 6 -9-10-12-16 mm

Operating Temperature = -10 / +180°

Note: Our custom-made production is available as per request.

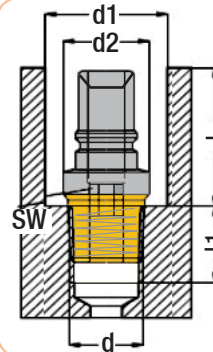


Quick-release Coupling

Code: **601HG** (non-valved)

Code: **601HGB** (valved)

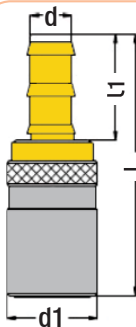
Order Example	d	d1	L	L1
Code x 08	08	19	60	23
Code x 12	12	25	69.5	28
Code x 13	13	31	82	28
Code x 14	16	31	82	28
Code x 16	16	32	109	28
Code x 19	19	38	114	33



Male Fitting with Inner Hex.

Code: **601RR**

Order Code	d	d1	d2	L	L1
601RR.10	BSPT 1/8"	20	10	26	9
601RR.13	BSPT 1/4"	20	14	27	12
601RR.14	BSPT 1/4"	26	14	26	12
601RR.17	BSPT 3/8"	26	17	28	13
601RR.18	BSPT 3/8"	33	18	31	13

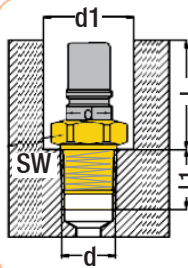


Quick-release Coupling

Code: **601FG** (non-valved)

Code: **601FGB** (valved)

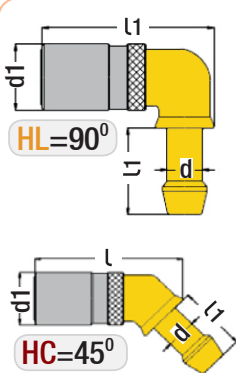
Order Example	d	d1	L	L1
Code x 10	10	19	60	24
Code x 12	10	25	69.5	24
Code x 13	13	25	69.5	28
Code x 14	13	31	92	38
Code x 16	16	38	109	38
Code x 19	19	38	109	38



Male Fitting

Code: **601TR**
601RR

Order Code	d	d1	L	L1	SW
601TR.17	NPT 3/8"	36	29	11	24
601RR.21	BSPT 1/2"	33	29	15	22
601TR.22	NPT 1/2"	33	29	15	22
601RR.26	BSPT 3/4"	40	47	19	27

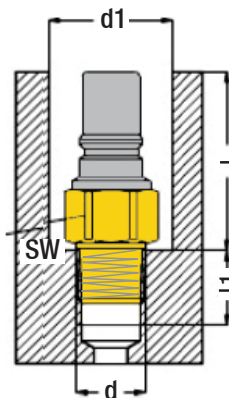


Quick-release Coupling / 90° & 45°

Code: **601HL** or **601HC** (non-valved)

Code: **601HLB** or **601HCB** (valved)

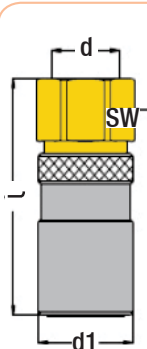
Order Example	d	d1	L	L1
HL or HLB x 08	08	19	59	23
HL or HLB x 10	10	25	60	28
HL or HLB x 12	12	25	65	28
HL or HLB x 16	16	31	82	28
HL or HLB x 19	19	38	132	60
HC or HCB x 08	08	19	59	23



Male Fitting

Code: **601RRB**

Order Code	d	d1	L	L1	SW
601RRB.10	BSPT 1/8"	26	33	9	17
601RRB.13	BSPT 1/4"	26	33	12	17
601RRB.14	BSPT 1/4"	29	38.5	12	19
601RRB.17	BSPT 3/8"	29	38.5	13	20
601RRB.18	BSPT 3/8"	36	46.5	13	24
601RRB.21	BSPT 1/2"	36	46.5	15	24
601RRB.26	BSPT 3/4"	46	67	16	32

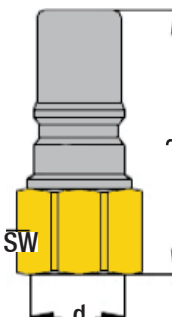


Quick-release Coupling / Female

Code: **601DG** or **601NG** (non-valved)

Code: **601DGB** or **601NGB** (valved)

Order Example	d	d1	L	SW
DG or DGB x 13	BSP 1/4"	19	46	17
DG or DGB x 17	BSP 3/8"	25	53	22
DG or DGB x 21	BSP 1/2"	31	67	27
NG or NGB x 21	NPT 1/2"	31	67	27
DG or DGB x 26	BSP 3/4"	38	90	35
NG or NGB x 26	NPT 3/4"	38	90	35



Female Fitting

Code: **601DR**

Order Code	d	L	SW
601DR.13	BSP 1/4"	34	17
601DR.17	BSP 3/8"	37	22
601DR.21	BSP 1/2"	45	27
601DR.26	BSP 3/4"	58	32