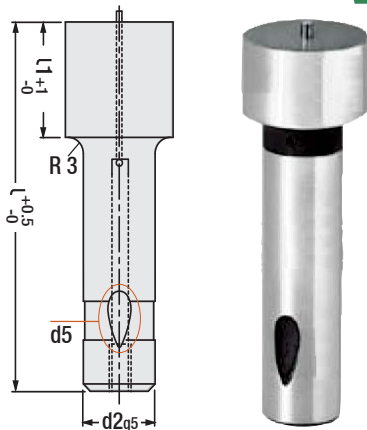


LIGHT DUTY

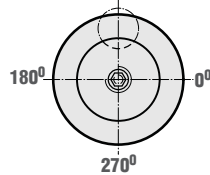


Larger Ball Lock Ejector Punch

Code: BG..

Body and outer dia. are precision ground.

Angle = 90° Standard



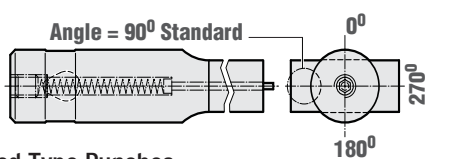
Round Type Punches

Order d2	Ball Socket d5	P (round) Min. Max.	L1 Min. Max.	L
BGY. 10	8 mm	10.1 ~ 25	16	80 90 100
BGY. 13		13.1 ~ 32	20	
BGY. 16		16.1 ~ 38	25	
BGY. 20		20.1 ~ 40	25	
BGY. 25		25.1 ~ 44	25	
BGY. 32		32.1 ~ 50	32	
BGY. 40		40.1 ~ 63	32	



Types: BGY - BGO - BGK - BGD - BGA - BGM - BGX - BGP

Please refer to the table on the right side

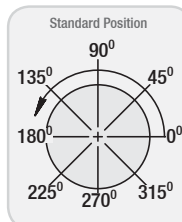
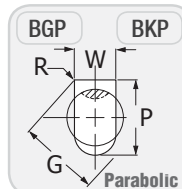
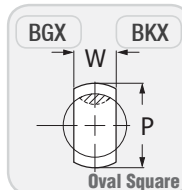
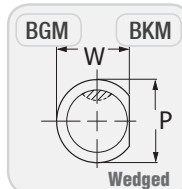
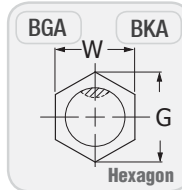
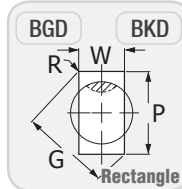
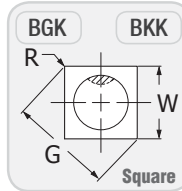
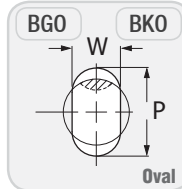
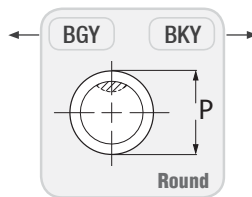


Shaped Type Punches

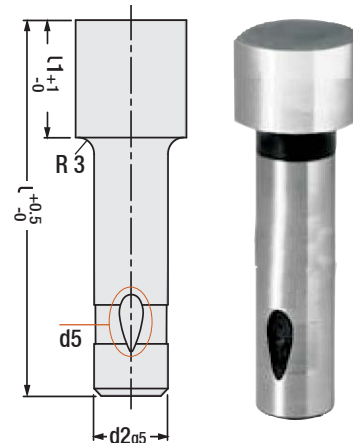
Order d2	Ball Socket d5	P/W/G (Shape) Min. Max.	L1 Min. Max.	L
BG.. 10	8 mm	3.0 ~ 25	16	80 90 100
BG.. 13		5.0 ~ 32	20	
BG.. 16		6.5 ~ 38	25	
BG.. 20		8.0 ~ 40	25	
BG.. 25		10 ~ 44	25	
BG.. 32		11.5 ~ 50	32	
BG.. 40		14 ~ 63	32	

Note: Special dimensions on request.

Shapes



LIGHT DUTY

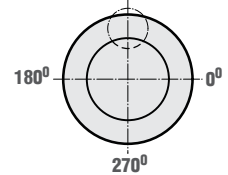


Larger Ball Lock Punch

Code: BK..

Body and outer dia. are precision ground.

Angle = 90° Standard



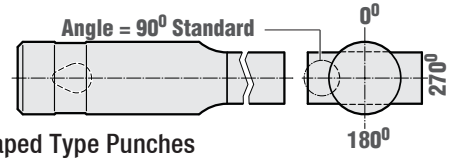
Round Type Punches

Order d2	Ball Socket d5	P (round) Min. Max.	L1 Min. Max.	L
BKY. 10	8 mm	10.1 ~ 25	16	80 90 100
BKY. 13		13.1 ~ 32	20	
BKY. 16		16.1 ~ 38	25	
BKY. 20		20.1 ~ 40	25	
BKY. 25		25.1 ~ 44	25	
BKY. 32		32.1 ~ 50	32	
BKY. 40		40.1 ~ 63	32	



Types: BKY - BKO - BKK - BKD - BKA - BKM - BKX - BKP

Please refer to the table on the left side



Shaped Type Punches

Order d2	Ball Socket d5	P/W/G (Shape) Min. Max.	L1 Min. Max.	L
BK..10	8 mm	3.0 ~ 25	16	80 90 100
BK..13		5.0 ~ 32	20	
BK..16		6.5 ~ 38	25	
BK..20		8.0 ~ 40	25	
BK..25		10 ~ 44	25	
BK..32		11.5 ~ 50	32	
BK..40		14 ~ 63	32	