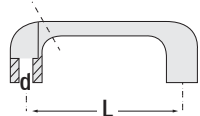


### Aluminium Handle

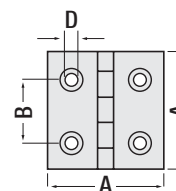
Code: **GEPT**



Order Code	L (mm)	Ø Tube	d
GEPT200	200	20	M10
GEPT300	300		
GEPT400	400		
GEPT500	500		

### Polyamide Hinge

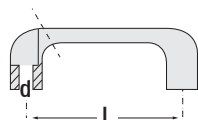
Code: **GPEM**



Order Code	A (mm)	B (mm)	D
GEPM11	48	30	6.5 mm
GEPM12	48	30	M6
GEPM13	48	30	M6 x 15
GEPM14	48	30	M6 x 15

### Polyamide Handle

Code: **GEPT**



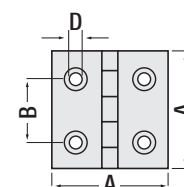
Order Code	L (mm)	d	Colour
GEPT01	116	M8	Black
GEPT02	138		Black
GEPT01. Colour	116		Optional
GEPT02. Colour	138		Optional

T orange    K red    S yellow  
M blue    B grey

Order Example:  
**GEPT01.T**

### Zinc Die Casting Hinge

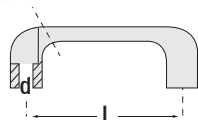
Code: **GPEM**



Order Code	Colour	A (mm)	B (mm)	D (mm)
GEPM4040	Chrome	40	25	5
GEPM5050		50	30	6
GEPM6060		60	36	8
GEPM4040S	Black	40	25	5
GEPM5050S		50	30	6
GEPM6060S		60	36	8

### Duroplast Handle

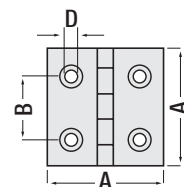
Code: **GEPT**



Order Code	L (mm)	Ø Tube	d
GEPT130	130	16	M5
GEPT240	240		

### Steel Hinge

Code: **GEKO**



Order Code	Colour	A (mm)	B (mm)	D (mm)
GEKO4040	Chrome	40	25	5
GEKO5050		50	30	6
GEKO6060		60	36	8
GEKO4040S	Black	40	25	5
GEKO5050S		50	30	6
GEKO6060S		60	36	8